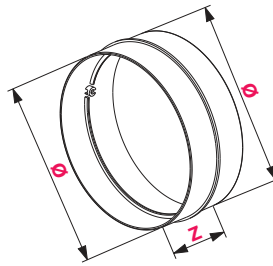


Circular duct connector Ø 160 KO160-21

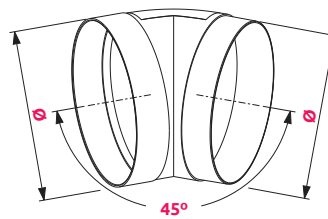
	Ø	Z
KO160-21	160	62





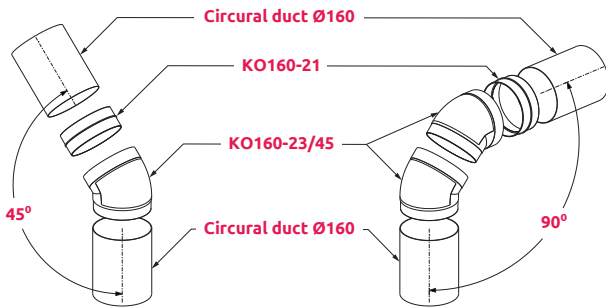
45° bend circular duct Ø 160 KO160-23/45

	Ø
KO160-23/45	160

For the correct installation of KO160-23/45, it is necessary to use the connector KO160-21 and place it between the elbow and the duct section according to the following diagram.

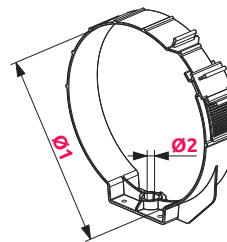


45 - degree bend circular ducts can be joined together and rotated in any direction up to 360 degrees.



Circular duct clamp Ø 160 KO160-28

	Ø1	Ø2
KO160-28	150-170	8



Circular duct reductor Ø 160/150 KO160-29

	Ø1	Ø2
KO160-29	160	150

